

# Geriatric Nursing

Custom View: 7/1/06 - 9/30/06

July 1, 2006 12:00:00 AM – September 30, 2006 11:59:59 PM

This report was generated by WebTrends 8, Version: 8.0a, Build: 23288 (Silent) .  
Friday, December 29, 2006 3:43:22 PM  
Final report conversion by WebTrends Report Exporter, Version 8.0a (build 23285)

*Copyright (C) 1996-2006 WebTrends Inc. All rights reserved.*

# Table of Contents

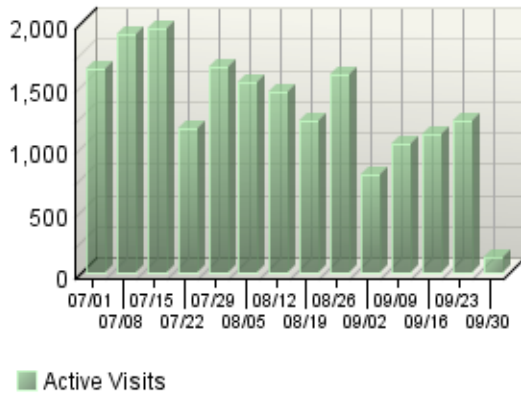
Visitors Dashboard (pre-v8.0) .....	1
-------------------------------------	---



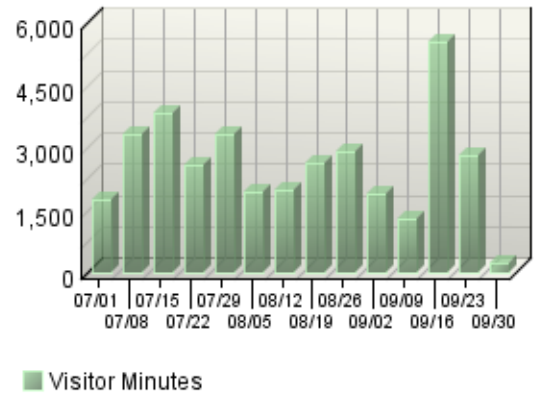
# Visitors Dashboard (pre-v8.0)

This dashboard displays key graphs and tables that provide an overview of the Visitors chapter. You can click on a graph title to navigate to the corresponding report page.

**Active Visits Trend**



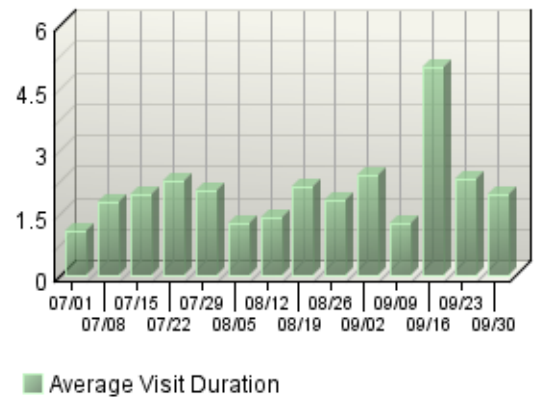
**Visitor Minutes Trend**



**Visitor Summary**

Visitors	9,082
Visitors Who Visited Once	7,085
Visitors Who Visited More Than Once	1,997
Average Visits per Visitor	2.01

**Average Length of Visit Trend**



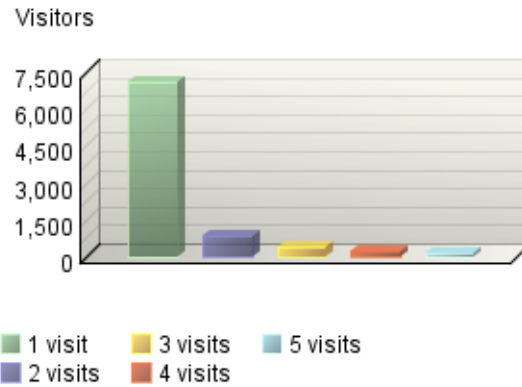
**Visit Summary**

Visits	18,285
Average per Day	198
Average Visit Duration	00:07:46
Median Visit Duration	00:01:40
International Visits	0.00%
Visits of Unknown Origin	100.00%
Visits from Your Country: United States (US)	0.00%

### New Visitors Trend



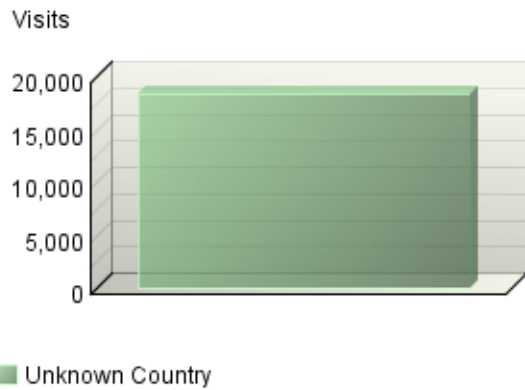
### Visitors by Number of Visits



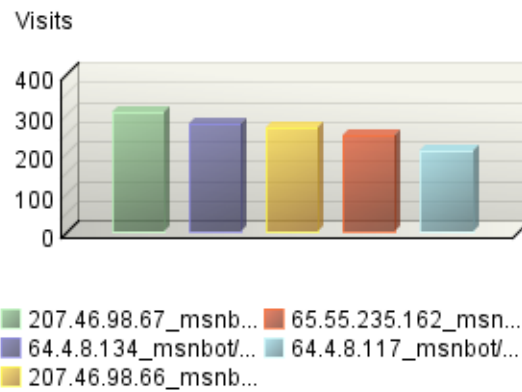
### Organizations

No data is available for this graph.

### Countries



### Top Visitors



### Authenticated Usernames

No data is available for this graph.